



WITH THE AMAZING DYNAMIC DRIVE



*Now You Can be Independent
of the Family Car and
High Transportation Costs*

Motorglide to work or play. Get there without delay due to traffic jams and congested parking facilities. Eliminate the domestic problem of "Who is going to take the car today?" Own a Motor Glide and be independent of the family car. Give your wife a chance to go shopping or visiting any day of the week without inconvenience to you. Easy to own and economical to operate, Motor Glide is the modern solution to a growing transportation problem.

Ride in Comfort and with Safety

"Gliding" is the word for your ride on the MOTOR GLIDE.

Motor floats on scientifically designed rubber mountings—modern coil springs at front and rear wheels—large size spring cushion seat—giving you a "floating ride."


MOTOR GLIDE is a safe vehicle to ride. The deep spring cushion is mounted near the center of the long wheel base, no cross bars to straddle. Center of gravity is but a few inches above ground—you need not take either hand off handle grips to operate clutch or shift gears—steering is effortless—a perfectly balanced fork turns in sealed ball bearings.

For Comfort and Safety you can't beat a MOTOR GLIDE.

The Luxury of Motoring for Less than Car Fare

1. **LOWEST FIRST COST**—The original investment for a MOTOR GLIDE is a welcome relief from usual high transportation costs. Carfare, or interest on the money you would ordinarily invest in a new automobile, is more than enough to run a MOTOR GLIDE.

2. **LOWEST GAS AND OIL EXPENSE**—"Fill 'er up" for MOTOR GLIDE means about 40c worth of gas for 200 miles of riding pleasure—around 100 miles to a gallon—five miles for a penny. Contrast this MOTOR GLIDE economy with the two or three dollars required to fill the tank of an automobile to travel the same 200 miles, or compare the average rate for mass transportation of 2c a mile on railroad, bus or street car with MOTOR GLIDE'S 1/5c per mile. MOTOR GLIDE leaves money in your pocket.

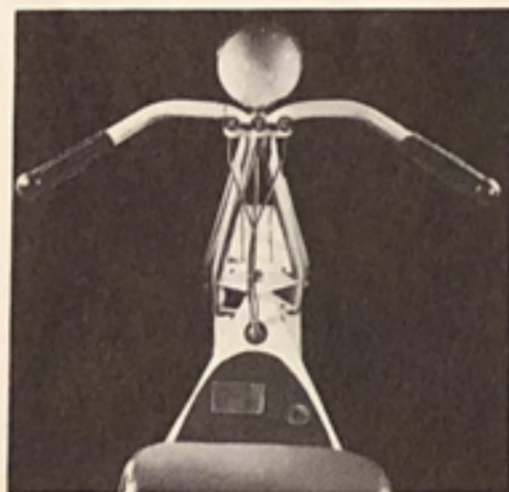


3. **LOWEST MAINTENANCE COST**—MOTOR GLIDE pioneer experience in years of manufacturing this reliable vehicle has developed fool-proof dependability with minimum maintenance cost—tires, lubrication, replacements and incidentals are only a fraction of automobile cost.

4. **LOWEST DEPRECIATION**—The difference between cost of a new automobile and its used car value a week or so later will buy a MOTOR GLIDE. Why lose hundreds of dollars a year when MOTOR GLIDE depreciation represents only a few dollars?

Easy to Operate

Everything for "GO" is combined in one simple control pedal that pushes down like any foot throttle. This is the amazing "DYNAMIC DRIVE," exclusive to MOTOR GLIDE, that places the operation of accelerator, clutch and SELF-SHIFTING TRANSMISSION all under one foot pedal. The other foot pedal is the powerful brake for "STOP."



STARTING CONTROLS—Choke, hand throttle and compression release knobs are in handy dash board position at top of handle bars.

First on the Road . . . Foremost in Performance

PRODUCT OF
SALSBUURY CORPORATION
LOS ANGELES

De Luxe Seat

Standard Seat

Everything for "GO" in the DYNAMIC DRIVE

From "Low" to "High" in a MOTOR GLIDE with the Self-Shifting Transmission is a thrill—a positive action drive of innumerable speeds. MOTOR GLIDE'S "self-shifter" uses a simple method of dynamics proven by over 40 years of application in the industrial field. No gears—no levers—no fluid—no vacuum—no planetary cogs—no magnetic selectors. It employs a heavy duty V-type belt between two variable pulleys with unique features developed by Salsbury engineers for changing drive ratios according to road speed. Only MOTOR GLIDE has this exclusive "self-shifter" which, combined with throttle and clutch, produces the amazing "DYNAMIC DRIVE."

STARTING CLUTCH—Automatically cranks the motor upon forward movement of the MOTOR GLIDE.

DRIVING CLUTCH—Engages automatically when you "step on the gas." Disengages when coming to a stop, allowing motor to idle. Velvet action prevents stalling or over-loading motor.

SELF-SHIFTING TRANSMISSION—Changes drive ratios silently, effortlessly and automatically. Provides infinitely variable torque range between ratios of 14 to 1 in "low" and 4 to 1 in "high."

POWERFUL MOTOR—Two horsepower plus—provides plenty of power for hill climbing and fast acceleration. A single cylinder, four cycle, air-cooled motor—produced especially for MOTOR GLIDE by an engine manufacturer of worldwide esteem. Truly a dependable MOTOR GLIDE power supply conforming with the durability of all MOTOR GLIDE construction.

Two Attractive Models


Model 72—the ultimate in transportation at lowest cost. Model 70 includes every feature of Model 72 except Self-Shifting Transmission, which may be installed later.

Standard equipment for both models includes 2 1/4 gallon fuel tank; 1/4 gallon reserve fuel supply; spring suspension, front and rear; 2.3 H.P. motor; automatic starting and driving clutches; rubber motor mountings; generator and lighting system; ignition lock; easy lift hinged hood; automatic chain oiler; automotive type oil filler cap and check rod; self retracting parking stand, and package compartment.



The DeLuxe seat is available for either Model 70 or 72. This shaped steel seat cushioned with sponge rubber is adjustable as to riding position and is mounted on two chrome plated leaf springs extending completely over the hood and forming rear bumpers and hood latch.

The Heart of the Motor Glide A SELF-CONTAINED POWER UNIT



Motor Glide is manufactured under United States Patent No. 2,225,914 and other patents pending in United States and Foreign countries.

Easy access to the big 2 1/4 gallon gas tank—the oil filler tube—package compartment and motor by means of the easy lift hinged hood.



FOR PLEASURE

The sportiest vehicle for playtime—recreation and amusements take on new zest when you arrive and leave on your own relaxing MOTOR GLIDE.

A TWO CAR FAMILY

You never need ask, "Do you **need** the car today?" MOTOR GLIDE provides personal independence in transportation.

BUSINESS AND COMMERCIAL USES

Store deliveries, messenger service, garage and service station pick-up and delivery—101 other like duties are better performed by MOTOR GLIDE because of its amazing adaptability, economy and safety of operation.

A complete line of accessories includes side cars, parcel carriers, speedometers and windshields for MOTOR GLIDE.

For demonstration, prices and convenient terms, see your dealer or write to Salsbury Corporation, Los Angeles.

SALSBURY CORPORATION
1161 E. Florence Ave.
Los Angeles, - California

Printed in U.S.A.